



# GENERALI AKCJI: MEGATRENDY

## Equity sub-fund



The investment objective of the sub-fund is the long-term increase in the value of assets as a result of investment value growth. Generali Akcji: Megatrendy is the sub-fund of stocks of issuers from developed markets. Generali Akcji: Megatrendy invests mainly in stocks of companies with high growth potential listed in developed markets (among others in the USA, Europe, Japan), denominated in foreign currencies. The sub-fund's portfolio is mainly composed of stocks of foreign companies operating in fast-growing industries and having unique solutions for the manufactured products and offered services. The exchange rate risk is being hedged by transactions in foreign currency derivatives.

### Sub-fund performance vs. benchmark



### Risk level



The discussed risk indicator is retrieved from Key Investor Information. The indicator is determined based on the historical volatility of the sub-fund's returns resulting from the investment policy implemented and may change in the future. Even the lowest risk category does not mean that the sub-fund is risk-free. Other risks associated with investing in a sub-fund that are not taken into account by the indicator are presented in the Key Investor Information and Fund Prospectuses.

### Recommended minimal investment horizon:



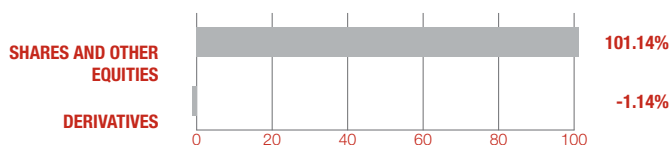
### Sub-fund performance vs. benchmark\*

	YTD	1 m	3 m	6 m	1 rok	2 lata	3 lata**	4 lata**	5 lat**	10 lat**
Generali Akcji: Megatrendy (%)	-28.32	-4.77	-5.17	-18.28	-26.16	-0.23	28.06	22.33	22.10	-
Benchmark (%)	-	-3.70	-	-	-	-	-	-	-	-
Difference	-	-1.07	-	-	-	-	-	-	-	-

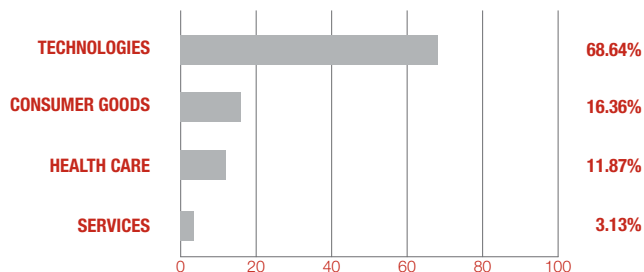
\* Performance of the sub-fund and its benchmark is calculated on the basis of last working days of each month. \*\* Presented performance of the sub-fund's was achieved during the previously implemented investment policy (which no longer apply). Data based on own calculations from August 31.2022.

**On February 1, 2021, the name of the subfund changed. The old name of the subfund - Generali Globalnych Akcji Wzrostu.**

## Asset allocation



## Sector allocation

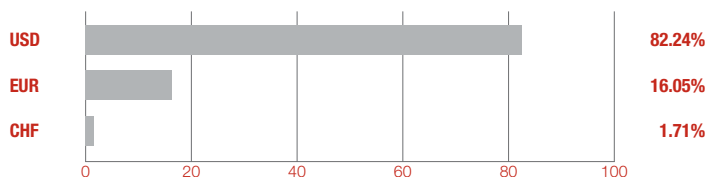


## Benchmark\*\*

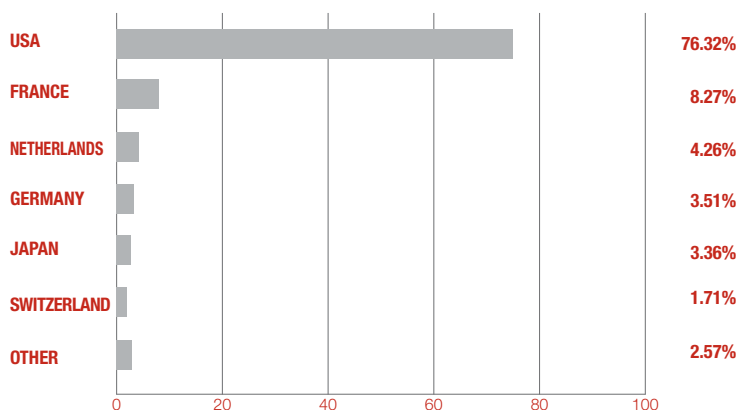
90% MSCI World Net Total Return USD Index, 10% WIBID 1M rate set 2 business days before the last business day of the previous month.

\*\* The model portfolio, which is a point of reference to evaluation of fund assets management results.

## Currency structure



## Country risk breakdown



**Adam Woźny**  
Sub-fund Manager

## Sub-fund profile

Sub-fund type	equity sub-fund
Inception date	30 April 2013
Maximum front-load fee according to table of fees	5%
Minimal initial payment	100 PLN
Minimal next payments	100 PLN
Maximum management fee	2%
Actual management fee	2%
Variable management fee	20% of the net result above the benchmark***
Sub-fund Manager	Adam Woźny, Michał Milewski
Net asset value	152.28 mln PLN
Value of participation unit	163.95 PLN
Bank account numbers	13 1880 0009 0000 0013 0089 2000

## Investor profile

The sub-fund is addressed to investors who:

- intend to invest in the sub-fund investing in stocks of global growth companies,
- plan to diversify their portfolio of funds with the stock sub-fund investing in developed markets,
- accept high investment risk,
- whose investment horizon is at least 5 years.

On February 1, 2021, the name of the subfund changed. The old name of the subfund - Generali Globalnych Akcji Wzrostu.

\*\*\* the detailed rules for collecting the variable management fee are described in the fund's prospectus.

## 10 biggest positions

ASML HOLDING NV	ISIN: NL0010273215	3.71%
MICROSOFT CORP	ISIN: US5949181045	3.70%
MICRON TECHNOLOGY INC	ISIN: US5951121038	3.47%
ADVANCED MICRO DEVICES. INC	ISIN: US0079031078	3.44%
PALO ALTO NETWORKS. INC.	ISIN: US6974351057	3.25%
NVIDIA CORP	ISIN: US67066G1040	3.15%
ANALOG DEVICES. INC.	ISIN: US0326541051	3.13%
ADOBE INC	ISIN: US00724F1012	3.10%
APPLIED MATERIALS INC	ISIN: US0382221051	2.92%
SONY GROUP CORP - SP ADR	ISIN: US8356993076	2.92%

## Risk measures (for 12 months)

Beta to WIG	0.80
Sharpe's ratio	-1.31
Standard deviation	22.31%

## Dictionary

**Beta to WIG** – this ratio shows the relation between changes in the value of a fund unit and changes in the WIG index. Beta of 1 means that changes in the value of a fund unit are the same as changes in the WIG index. Beta below 1 means that a growth (decrease) in the benchmark by 1% is usually connected with a growth (decrease) in the value of the WIG index by less than 1%. Beta over 1 means that a growth (decrease) in the WIG index by 1% is usually connected with a growth (decrease) in the value of a fund unit by more than 1%.

**Sharpe's ratio** – this ratio shows the profitability of risk borne by the fund compared to safe investments (e.g. treasury bonds). The higher the Sharpe's ratio, the lower the risk at which the return of the fund is generated compared to safe investments.

**Standard deviation** – this ratio shows how risky the given fund is. The higher the ratio, the more volatile the price of a fund unit. This ratio is used to compare the risk of funds with a similar profile (e.g. equity funds).

On February 1, 2021, the name of the subfund changed. The old name of the subfund - Generali Globalnych Akcji Wzrostu.

This is a promotional or advertising material.

Generali Investments Towarzystwo Funduszy Inwestycyjnych S.A. operates under decision of the Securities and Exchange Commission (currently: Polish Financial Supervision Authority) of 1 June 1995, decision no. KPW-4073-1\95 and provides agency services in respect of sale and repurchase of fund units.

Neither the Investment Fund Company nor the investment funds guarantee that investment targets will be met. Participants need to be prepared for a potential decrease in or loss of resources invested. Fees and taxes might be deducted from the profits. Taxation depends on the client's situation and it may change in the future. The financial information presented relates to a designated period in the past and the results achieved in the past do not guarantee returns on future investments. The performance results presented are exclusive of handling fees for investing in the particular subfund and taxes.

This document does not contain full information necessary to assess the risk relating to investing in investment funds. Final investment decisions should be made only after reading the KIID or Information for Clients of AFI as well as the Prospectus that include detailed information on: investment policy, risk factors, principles of sales of fund units, table of handling fees and tax information available at [www.generali-investments.pl](http://www.generali-investments.pl).

Documents are drawn up in the Polish language. The investment risk of subfunds is described in the sections Description of investment risk connected with the investment policy of the Subfund, including the management strategy and individual investment strategies, applied in relation to investments on the given geographical area, in a specific industry or economic sector or in relation to a specific category of deposits or to track the index and Description of investment risk connected with participation in the Subfund.

Information contained in this material does not represent: investment advisory service or recommendation on financial instruments nor does it represent information recommending or suggesting an investment strategy or an investment recommendation described in Article 3(1)(34) and (35) of the Regulation (EU) No 596/2014 of the European Parliament and of the Council on market abuse.

The results obtained will differ depending on the market situation and on the period for which the investment is held.

High volatility of the net asset value of: **Generali Akcje Małych i Średnich Spółek, Generali Akcje Wzrostu, Generali Akcji Rynków Wschodzących, Generali Korona Akcje, Generali Korona Zrównoważony, Generali Stabilny Wzrost, Generali Surowców, Generali Akcji: Megatrendy in Generali Fundusze<sup>FIO</sup> and Generali Obligacje Aktywne, Generali Obligacje Globalne Rynki Wschodzące, Generali Złota, Generali Euro, Generali Akcji Amerykańskich, Generali Akcji Europejskich, Generali Akcji Ekologicznych in Generali Fundusze<sup>SFIO</sup>.**

There is a possibility to invest more than 35% of asset value of Generali Korona Dochodowy, Generali Akcji: Megatrendy, Generali Korona Obligacje, Generali Stabilny Wzrost, Generali Korona Zrównoważony, Generali Złota, Generali Aktywne Dochodowy, SGB Dłużny, Generali Akcji Europejskich, Generali Akcji Amerykańskich in securities issued, backed or guaranteed by the Polish Treasury or the National Bank of Poland, and in the case of Generali Dolar, Generali Konserwatywny, Generali Surowców, Generali Akcji: Megatrendy and Generali Oszczędnościowy also in securities issued, backed or guaranteed by: Australia, Austria, Belgium, Bulgaria, Canada, Cyprus, Czech Republic, Denmark, Estonia, Finland, France, Germany, Great Britain, Greece, Hungary, Ireland, Iceland, Italy, Japan, Latvia, Lithuania, Luxembourg, Malta, Mexico, the Netherlands, New Zealand, Norway, Poland, Portugal, Romania, Slovakia, Slovenia, South Korea, Spain, Sweden, Switzerland, Turkey, United States of America, and the European Investment Bank and the World Bank (The International Bank for Reconstruction and Development).

The Investment Fund Company is the sole owner of any copyrights hereto. This document, or any part of the same, may not be copied, published or disseminated in any other manner whatsoever without approval of the Investment Fund Company.

The material is translated into English from the Polish document. In case of any doubts, the Polish version shall prevail.

## Any questions?



**(+48) 22 588 18 51 (Monday to Friday from 9:00 to 17:00)**



**tfi@generali.pl**

