



GENERALI AKCJI EKOLOGICZNYCH

Equity sub-fund



The investment objective of the sub-fund is an increase in the value of assets as a result of investment value growth. Generali Akcji Ekologicznych is a sub-fund with exposure to sustainable stocks obtained by investing at least 70% assets in the shares of Sycomore Europe Eco Solutions, a ring-fenced sub-fund of Sycomore Fund SICAV. The source sub-fund invests mainly in European companies benefiting from the environmental transformation from five sectors: transport, energy, construction, circular economy (resource waste reduction) and ecology. The source sub-fund excludes companies which destroy the ecosystem or have a low ESG score. Investment categories listed in the articles of incorporation, other than Sycomore Europe Eco Solutions shares, can jointly account for no more than 30% of the Sub-fund's assets. The exchange rate risk is hedged by transactions in foreign currency derivatives.

The sub-fund Generali Akcji Ekologicznych is a sub-fund referred to in Art. 9 of the SFDR Regulation (the dark green product) and has sustainable investment as its objective. Information in this regard is presented (in Polish) in the [document](#) on the website generali-investments.pl.

Sub-fund Generali Akcji Ekologicznych profile

Sub-fund type	equity sub-fund
Inception date	30 June 2021 r.
Maximum front-load fee according to table of fees	5%
Minimal initial payment	100 PLN
Minimal next payments	100 PLN
Maximum management fee	2%
Actual management fee	2%
Sub-fund Manager	Adam Woźny, Michał Milewski
Net asset value	41.07 mln PLN
Value of participation unit	98.50 PLN

Risk level



The presented percentage risk index is based on the Key Investor Information Document. The index is determined based on volatility of the equivalent of the value at risk (which relies on unit's historical prices) resulting from the adopted investment policy, and on the credit risk of the sub-fund. The index value may change. Even the lowest risk category does not mean that a given sub-fund is risk-free. The index does not include e.g.: liquidity risk, currency risk, contracting party risk, operational risk, sustainability risk or financial technique risk. The detailed description of risks associated with investing in a given sub-fund may be found in the prospectus available on www.generali-investments.pl.

Recommended minimal investment horizon:



Investor profile

The sub-fund is addressed to investors who:

- are interested in investing in environmentally-friendly solutions.
- want to benefit from the green revolution.
- accept high investment risk.
- whose investment horizon is at least 5 years.

Sub-fund Sycomore Europe Eco Solutions performance



Sub-fund Generali Akcji Ekologicznych performance*

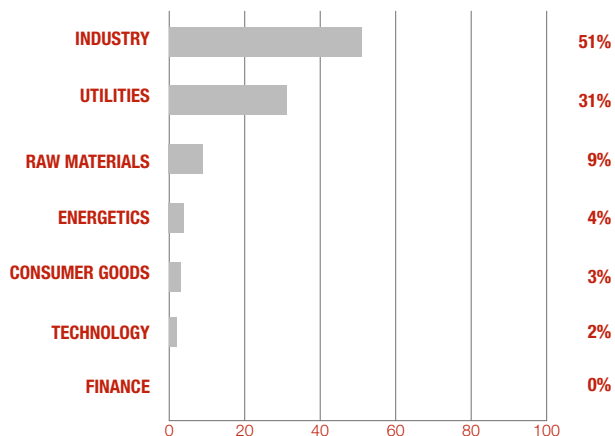
	YTD	1 month	3 months	6 months	1 year	2 years	3 years	4 years	5 years	10 years
Generali Akcji Ekologicznych (%)	6.87	1.03	7.12	5.86	3.44	n/d	n/d	n/d	n/d	–

Sub-fund Sycomore Europe Eco Solutions performance

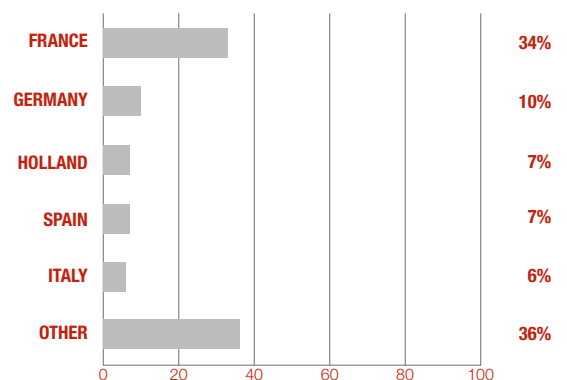
	YTD	1 month	1 year	2 years	3 years	4 years	5 years	2021	2020	2019
Sycomore Europe Eco Solutions	7.2	0.4	-2.0	3.8	37.8	54.6	32.3	17.6	28.3	25.1
Benchmark (%)	8.7	1.8	4.8	20.9	31.7	35.6	37.3	25.1	-3.3	26.0

* Performance of the sub-fund is calculated on the basis of last working days of each month.
Data based on own calculations from February 28, 2023 r.

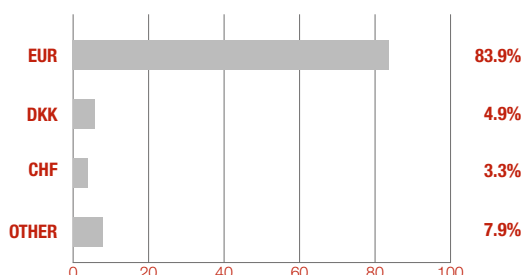
Sycomore Europe Eco Solutions sector allocation



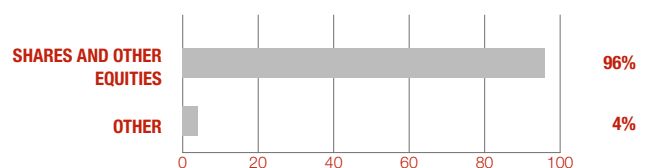
Sycomore Europe Eco Solutions geographical allocation



Sycomore Europe Eco Solutions currency structure



Sycomore Europe Eco Solutions asset allocation



Sycomore Europe Eco Solutions biggest positions:

Top 3 blue chips:

Schneider E.	3.8%
Veolia	3.7%
Prismian	2.6%

Top 3 small and medium-sized companies:

Saint Gobain	2.7%
Nexans	2.6%
Solaria Energia	2.4%

Sycomore Europe Eco Solutions risk measures (36 months)

Beta to benchmark	0.90
Information ratio	0.20
Tracking error	9.1%
Sharpe's ratio	0.60
Standard deviation	20.7%

Sycomore Europe Eco Solutions ESG measures:

ESG Footprint:

	Sub-fund	Benchmark
ESG	3.7	3.2
Environment	4.1	3.1
Social	3.6	3.3
Governance	3.7	3.5

Sycomore Europe Eco Solutions ESG measures:

NEC (Net Environmental Contribution):


Sub-fund	46%
Benchmark	-2%

The NEC – Net Environmental Contribution measures the extent to which business models are aligned with the environmental transition and with the targets set in relation to climate change. (calculated by Sycomore AM for years 2018 to 2020)

Sub-fund Sycomore Europe Eco Solutions managers:



Jean-Guillaume Peladan



Alban Preaubert



Anne-Claire Abadie

The new year got off to a very strong start after the main macroeconomic challenges that plagued 2022 began to ease (lower prices for energy, raw materials and transportation, respite on interest rate hike expectations, end of the zero-Covid policy in China). Markets were also buoyed by a robust start to the earnings season, generally allowing for higher guidance in 2023. AMG and MP Materials continued to benefit from the imbalance between supply and demand on the lithium and rare earths segments. Legrand, Rexel, and Schneider benefited from the resilience of the renovation market, as did Wienerberger, Steico, Saint-Gobain and Kingspan, which resisted well and delivered earnings beyond expectations, though the latter had been severely downgraded within the construction industry. In contrast, Rockwool, more impacted by energy, is sending out a more cautious message. Despite outstanding earnings in 2022, Alfen and Shimano suffered from fears of a challenging base effect in 2023.

Sub-fund Generali Akcji Ekologicznych manager:



Adam Woźny



Michał Milewski

Dictionary

Beta to benchmark – this ratio shows the relation between changes in the value of a fund unit and the benchmark. Beta of 1 means that changes in the value of a fund unit are the same as of the benchmark. which suggests that the composition of instruments in the fund is the same as the composition of instruments in the benchmark. Beta below 1 means that a growth (decrease) in the benchmark by 1% is usually connected with a growth (decrease) in the value of a fund unit by less than 1%. Beta over 1 means that a growth (decrease) in the benchmark by 1% is usually connected with a growth (decrease) in the value of a fund unit by more than 1%.

Information ratio – this ratio shows the profitability of risk borne by the fund compared to its benchmark. The higher the information ratio, the lower the risk at which the return of the fund is generated compared to the benchmark. The fund with the information ratio over 0.3 is considered as effectively managed.

Tracking error – this ratio shows how risky the given fund is compared to its benchmark. The higher the ratio, the more aggressively is the fund managed compared to its benchmark. The ratio is used to compare the risk of funds with a similar profile (e.g. equity funds).

Sharpe's ratio – this ratio shows the profitability of risk borne by the fund compared to safe investments (e.g. treasury bonds). The higher the Sharpe's ratio, the lower the risk at which the return of the fund is generated compared to safe investments.

Standard deviation – this ratio shows how risky the given fund is. The higher the ratio, the more volatile the price of a fund unit. This ratio is used to compare the risk of funds with a similar profile (e.g. equity funds).

LEGAL NOTICE

Generali Investments Towarzystwo Funduszy Inwestycyjnych S.A. (the "Company") operates under decision of the Securities and Exchange Commission (currently: Polish Financial Supervision Authority) of 1 June 1995, decision no. KPW-4073-1\95 and provides agency services in respect of sale and repurchase of fund units. The Company has its registered office in Warsaw at the following address: ul. Senatorska 18, 00-082 Warszawa, and it has been entered in the register of entrepreneurs kept by the Register Court for the capital city of Warsaw, 12th Commercial Division, under KRS number: 50329, tax identification number (NIP): 527-10-24-937, share capital: PLN 21,687,900.00 (paid up in full).

The information provided herein is for marketing, promotional, and general informational purposes only and it does not constitute an agreement or information required by law. The information provided herein is not sufficient to make an investment decision and assess risks associated with investing in mutual funds. Before making final investment decisions, please first read the Key Information Document (KID) or the Alternative Investment Fund Client Information Document, and the Prospectus to learn more about the investment policy, risk factors, investment fund unit disposal, unit holder rights, fund fees, and applicable taxes. You may find them in our office or on our website: www.generali-investments.pl. Navigate to "documents": <https://www.generali-investments.pl/contents/pl/klient-indywidualny/dokumenty>, and then go to one of the following tabs: "Funds' Prospectuses," "KID," "Documents and Terms and Conditions." All documents are in Polish. Individual sub-funds' investment risks are described in sections "Description of risks associated with investing in Sub-fund Units, including risks pertaining to the adopted investment policy of the Sub-fund," and "Description of investment risks associated with holding units in a Sub-fund." Unit holders' rights are specified in the Prospectus in section "Concise description of Unit Holders' rights."

Neither the Company nor the investment funds guarantee that investment goals will be achieved. By investing in mutual funds, you purchase units (shares in these investment funds) and not the underlying assets invested by the fund. No investment is risk-free. Unit holders need to be prepared for a possible decrease in or a loss of money invested. The individual return on investment is not the same as the sub-fund's investment performance and it depends on the value of the unit at the time of its sale and repurchase by the fund, as well as on fund fees and taxes applicable to the income earned on the investment. Taxation depends on the client's situation and it may change in the future. The presented financial information relates to a specific past period and the results achieved in the past do not guarantee returns on future investments. The result will differ depending on the market situation and period for which the investment is held. The presented results are exclusive of a given sub-fund's fees and taxes.

The information provided herein does not represent an offer as defined in Article 66 of the Polish Civil Code, an investment advisory service or a recommendation on financial instruments, and it does not constitute information recommending or suggesting an investment strategy or an investment recommendation referred to in Articles 3(1)(34) and 3(1)(35) of Regulation (EU) No. 596/2014 of the European Parliament and of the Council on market abuse.

Depending on the adopted investment policy, sub-funds may invest assets in securities, money market instruments, and other investment categories; additionally, given the composition of the portfolio and the adopted management strategy, the unit value may be subject to moderate, high or very high volatility. High volatility of the net asset value of: **Generali Akcje Małych i Średnich Spółek, Generali Akcje Value, Generali Akcji Rynków Wschodzących, Generali Korona Akcje, Generali Korona Zrównoważony, Generali Stabilny Wzrost, Generali Surowców, Generali Akcji: Megatrendy in Generali Fundusze^{FIO} and Generali Obligacje Aktywne, Generali Obligacje Globalne Rynki Wschodzące, Generali Złota, Generali Euro, Generali Akcji Amerykańskich, Generali Akcji Europejskich, Generali Akcji Ekologicznych in Generali Fundusze^{SFIO}.**

There is a possibility to invest more than 35% of the asset value of Generali Korona Dochodowy, Generali Akcji: Megatrendy, Generali Korona Obligacje, Generali Stabilny Wzrost, Generali Korona Zrównoważony, Generali Złota, Generali Aktywne Dochodowy, SGB Dłużny, Generali Akcji Europejskich, Generali Akcji Amerykańskich in securities issued, backed or guaranteed by the Polish Treasury or the National Bank of Poland, and in the case of Generali Dolar, Generali Konserwatywny, Generali Surowców, Generali Akcji: Megatrendy and Generali Oszczędnościowy also in securities issued, backed or guaranteed by: Australia, Austria, Belgium, Bulgaria, Canada, Cyprus, Czech Republic, Denmark, Estonia, Finland, France, Germany, Great Britain, Greece, Hungary, Ireland, Iceland, Italy, Japan, Latvia, Lithuania, Luxembourg, Malta, Mexico, the Netherlands, New Zealand, Norway, Poland, Portugal, Romania, Slovakia, Slovenia, South Korea, Spain, Sweden, Switzerland, Turkey, United States of America, and the European Investment Bank and the World Bank (the International Bank for Reconstruction and Development).

The document has been prepared by the Company with due diligence and to the best of its knowledge, and it is based on the author's opinion as at the publication date and then applicable legal, tax and factual situation; the document may be amended without prior notice. Own and publicly available sources were used as references (www.generali-investments.pl). The Company assumes no liability for any adverse effects the use of the content hereof might have. The Company is the sole owner of any copyrights hereto. This document, or any part hereof, may not be copied, published or otherwise disseminated without the Company's prior consent.

This document was prepared as at 30 December 2022 and it shall be effective until updated.

Any questions?



801 144 144
(+48) 22 449 03 33 (Monday to Friday from 9:00 to 17:00)



tfi@generali-investments.pl

