



# GENERALI OBLIGACJE: NOWA EUROPA

## Central and East Europe equities



The sub-fund invests in money market instruments and bonds issued by Central and East European countries, corporate bonds and other debt securities issued by entities domiciled in Central and East European countries, as well as other debt securities not mentioned above. The proportion of other investment categories in the sub-fund should be lower than 30% of the value of the assets. Sub-fund geographic area: Poland, Czech Republic, Slovakia, Hungary, Turkey, Lithuania, Latvia, Estonia, Slovenia, Cyprus, Kazakhstan, Malta, Bulgaria, Romania, Ukraine, Macedonia, Croatia, Bosnia and Herzegovina, Serbia, Montenegro, Albania.

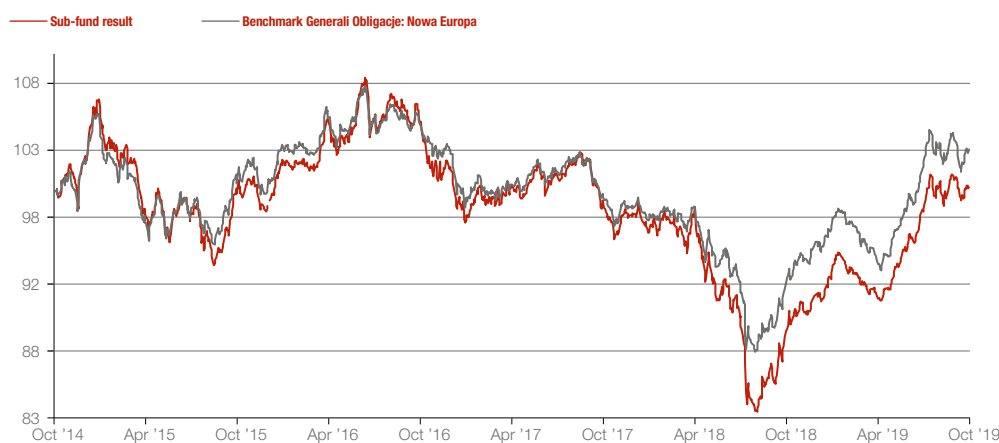
Investments are primarily made on the basis of current ratings and the development prognoses for the macroeconomic situation of the country issuing securities, and their impact on market interest rates.

Rating Analiz Online

★★★★☆

**Generali Obligacje:**  
Nowa Europa

### Sub-fund performance vs. benchmark



← Lower risk, prospects of lower profits | Higher risk, prospects of higher profits →

1	2	3	4	5
---	---	---	---	---

1 – minimal  
2 – low  
3 – moderate  
4 – high  
5 – highest

**Recommended minimal investment horizon:**

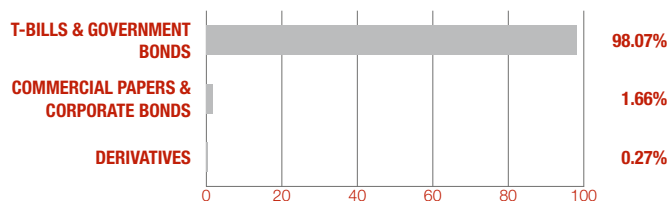


### Sub-fund performance vs. benchmark\*

	1 month	3 months	6 months	1 year	2 years	5 years	10 years
<b>Generali</b> Obligacje: Nowa Europa (%)	-0.95	1.69	8.84	12.03	0.95	0.23	55.96
Benchmark (%)	-1.21	1.44	8.85	10.94	3.54	3.10	41.54
Difference	0.26	0.25	-0.01	1.09	-2.59	-2.87	14.42

\* Performance of the sub-fund and its benchmark is calculated on the basis of last working days of each month. Data based on own calculations from October 31, 2019.

## Asset allocation

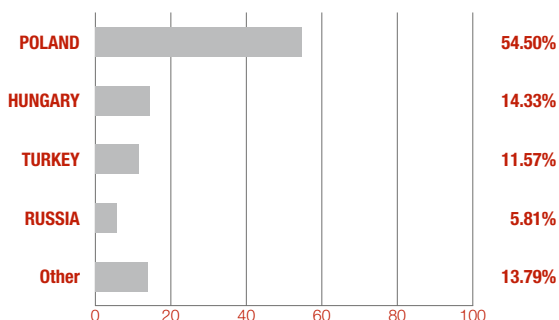


## Benchmark\*\*

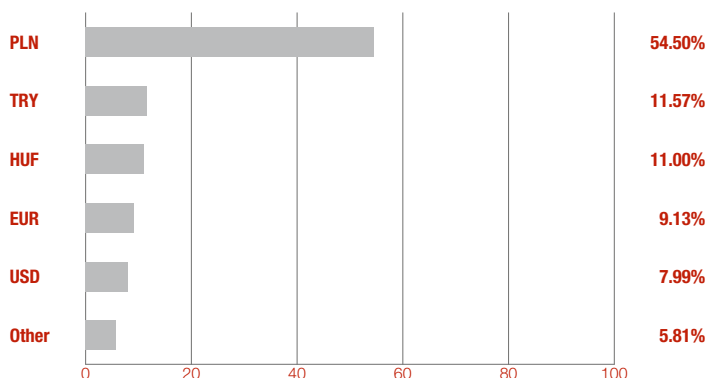
Merrill Lynch Poland, Hungary, Czech, Turkey, Slovakia Government Index (in PLN)

\*\* The model portfolio, which is a point of reference to evaluation of fund assets management results.

## Geographical allocation of equity portfolio



## Currency structure



**Adam Szymko**  
Sub-fund Manager

## Sub-fund profile

Sub-fund type	bond sub-fund
Inception date	1 November 2007
Maximum front-load fee according to table of fees	2%
Minimal initial payment	100 PLN
Maximum management fee	2%
Actual management fee	2%
Sub-fund Manager	Adam Szymko
Net asset value	75.10 mln PLN
Value of participation unit	199.43 PLN
Bank account numbers	65 1880 0009 0000 0013 0053 1000

## Investor profile

The sub-fund is addressed to investors who:

- demonstrate a moderate risk profile,
- plan at least a 2-year investment horizon,
- want to mitigate the risk by geographical diversification in the region,
- want to have a transparent form of investment with high liquidity,
- want to be able to change the sub-fund under the umbrella without tax on capital gains.

## 10 biggest positions

WZ0126	ISIN: PL0000108817	14.08%
WS0428	ISIN: PL0000107611	7.33%
DS1029	ISIN: PL0000111498	6.83%
DS0727	ISIN: PL0000109427	6.24%
WZ0528	ISIN: PL0000110383	5.73%
RUB1125	ISIN: RU000A100EG3	4.93%
WZ0524	ISIN: PL0000110615	4.37%
TUR0120	ISIN: TRT150120T16	4.09%
HGB1024	ISIN: HU0000403571	3.54%
TUR1119	ISIN: TRT131119T19	3.50%

## Risk measures (for 12 months)

Beta to benchmark	0.92
Beta to WIG	0.07
Information ratio	1.19
Tracking error	0.91%
Sharpe's ratio	2.12
Standard deviation	5.01%
Duration	6.54
YTM	4.55%

## Dictionary

**Beta to benchmark** – this ratio shows the relation between changes in the value of a fund unit and the benchmark. Beta of 1 means that changes in the value of a fund unit are the same as of the benchmark, which suggests that the composition of instruments in the fund is the same as the composition of instruments in the benchmark. Beta below 1 means that a growth (decrease) in the benchmark by 1% is usually connected with a growth (decrease) in the value of a fund unit by less than 1%. Beta over 1 means that a growth (decrease) in the benchmark by 1% is usually connected with a growth (decrease) in the value of a fund unit by more than 1%.

**Beta to WIG** – this ratio shows the relation between changes in the value of a fund unit and changes in the WIG index. Beta of 1 means that changes in the value of a fund unit are the same as changes in the WIG index. Beta below 1 means that a growth (decrease) in the benchmark by 1% is usually connected with a growth (decrease) in the value of the WIG index by less than 1%. Beta over 1 means that a growth (decrease) in the WIG index by 1% is usually connected with a growth (decrease) in the value of a fund unit by more than 1%.

**Information ratio** – this ratio shows the profitability of risk borne by the fund compared to its benchmark. The higher the information ratio, the lower the risk at which the return of the fund is generated compared to the benchmark. The fund with the information ratio over 0.3 is considered as effectively managed.

**Tracking error** – this ratio shows how risky the given fund is compared to its benchmark. The higher the ratio, the more aggressively is the fund managed compared to its benchmark. The ratio is used to compare the risk of funds with a similar profile (e.g. equity funds).

**Sharpe's ratio** – this ratio shows the profitability of risk borne by the fund compared to safe investments (e.g. treasury bonds). The higher the Sharpe's ratio, the lower the risk at which the return of the fund is generated compared to safe investments.

**Standard deviation** – this ratio shows how risky the given fund is. The higher the ratio, the more volatile the price of a fund unit. This ratio is used to compare the risk of funds with a similar profile (e.g. equity funds).

**Duration** – this ratio shows the change in the value of the debt part of the fund in reaction to a change in interest rates. The higher the duration, the bigger effect of a change in interest rates on a change in the value of a fund unit i.e. the higher the risk connected with the same.

**YTM** – (yield to maturity) – this ratio shows the rate of return that investors obtain when buying a bond at the current market price and holding it in their portfolio until maturity.

This material is distributed to advertise or promote services provided by Generali Investments TFI S.A.

Presented financial information concerns the indicated period in the past and does not constitute a guarantee of achievement of similar results in the future. The result presented does not include front-load fees associated with investing in a given sub-fund or taxes. Front-load fees and applicable taxes may be deducted from the result.

The Generali Euro sub-fund is denominated in EUR. Incoming and outgoing payments by way of purchase or sale of participation units in the sub-fund are made in EUR. In the event a participant intends to obtain investment returns in a currency other than EUR, the participant must take into account the fact that any returns may increase or decrease as a result of currency fluctuations.

The Generali Dolar sub-fund is denominated in USD. Incoming and outgoing payments by way of purchase or sale of participation units in the sub-fund are made in USD. In the event a participant intends to obtain investment returns in a currency other than USD, the participant must take into account the fact that any returns may increase or decrease as a result of currency fluctuations.

No guarantee of achievement of the objectives of the investment funds; there is a possibility of a decrease in value, including the loss of a part of the invested funds.

**A high volatility of the net asset value: Generali Akcje Małych i Średnich Spółek, Generali Akcje Wzrostu, Generali Akcje: Nowa Europa, Generali Korona Akcje, Generali Korona Zrównoważony, Generali Stabilny Wzrost, Generali Obligacje: Nowa Europa, Generali Akcje: Turcja, Generali Akcje Dywidendowy in Generali Fundusze<sup>FIO</sup> and Generali Obligacje Aktywne, Generali Obligacje Globalne Rynki Wschodzące, Generali Akcje: Daleki Wschód, Generali Euro, Generali Akcje Biopharma, Generali Akcje Selektywne Globalne, Generali Zagraniczny in Generali Fundusze<sup>FIO</sup>.**

The possibility of the deposit more than 35% of assets of Generali Korona Dochodowy, Generali Korona Obligacje, Generali Stabilny Wzrost, Generali Korona Zrównoważony, Generali Akcje: Daleki Wschód, Generali Aktywne Dochodowy, Generali Zagraniczny, SGB Dłużny, Generali Aktywa Polskie in securities issued or guaranteed by the Polish Treasury or the Polish National Bank, and in the case of Generali Dolar, Generali Obligacje: Nowa Europa, Generali Akcje: Turcja, Generali Akcje Dywidendowy and Generali Oszczędnościowy also in securities issued or guaranteed by: Australia, Austria, Belgium, Bulgaria, Canada, Cyprus, Czech Republic, Denmark, Estonia, Finland, France, Germany, Great Britain, Greece, Hungary, Iceland, Ireland, Italy, Japan, Latvia, Lithuania, Luxembourg, Malta, Mexico, Netherlands, New Zealand, Norway, Poland, Portugal, Romania, Slovakia, Slovenia, South Korea, Spain, Sweden, Switzerland, Turkey, United States of America and the European Investment Bank and World Bank (The International Bank for Reconstruction and Development).

Information prospectuses, Key investor information, information for clients of AIF, tables of fees, information on investment risk and taxes are available through the website: [www.generali-investments.pl](http://www.generali-investments.pl).

Generali Investments TFI S.A. operates under a licence from the Securities and Exchange Commission (currently: Polish Financial Supervision Authority) of 1 June 1995, no. of decision KPW-4073-1\95.

## Any questions?



801 144 144  
(+48) 22 449 03 33 (Monday to Friday from 8:00 to 18:00)



[tfi@generali-investments.pl](mailto:tfi@generali-investments.pl)

