



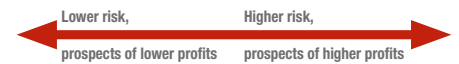
GENERALI AKCJE: NOWA EUROPA

Equity sub-fund



The investment objective of the sub-fund is a long-term increase in the value of assets as a result of investment value growth. Generali Akcje: Nowa Europa is the equity sub-fund. The sub-fund invests mainly in stocks of companies from the region of Central and Eastern Europe. Another object of sub-fund investments may be American depository receipts (ADR) or global depository receipts (GDR).

Sub-fund performance



The discussed risk indicator is retrieved from Key Investor Information. The indicator is determined based on the historical volatility of the sub-fund's returns resulting from the investment policy implemented and may change in the future. Even the lowest risk category does not mean that the sub-fund is risk-free. Other risks associated with investing in a sub-fund that are not taken into account by the indicator are presented in the Key Investor Information and Fund Prospectuses.

Recommended minimal investment horizon:

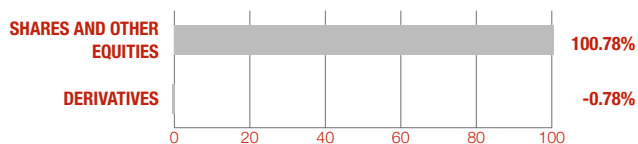


Sub-fund performance*

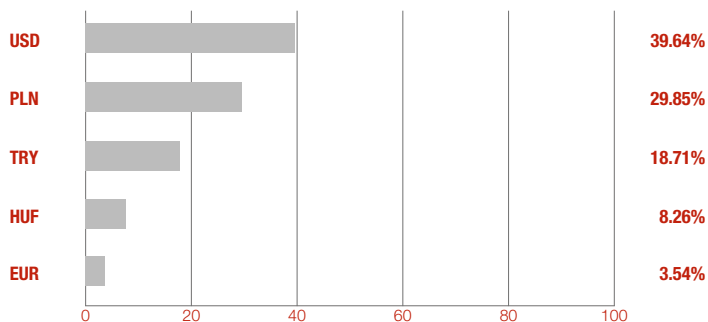
	1 month	3 months	6 months	1 year	2 years	5 years	10 years
Generali Akcje: Nowa Europa (%)	-3.07	-3.14	13.04	-13.08	-12.57	11.86	18.86

* Performance of the sub-fund is calculated on the basis of last working days of each month.
Data based on own calculations from September 30, 2020.

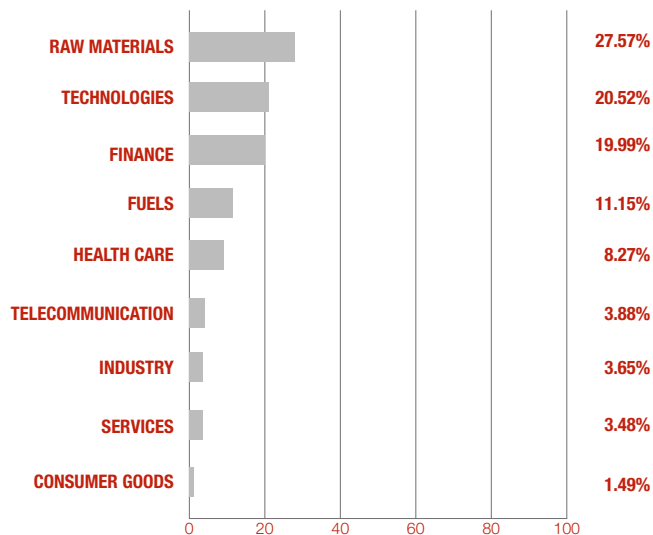
Asset allocation



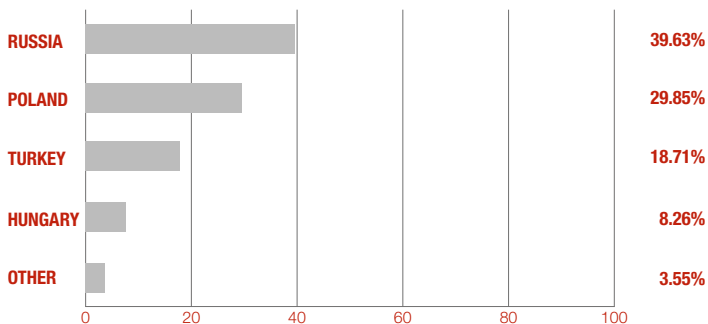
Currency structure



Sector allocation of equity portfolio



Geographical allocation of equity portfolio



Ryszard Rusak
Sub-fund Manager

Sub-fund profile

Sub-fund type	equity sub-fund
Inception date	1 August 2006
Maximum front-load fee according to table of fees	5%
Minimal initial payment	100 PLN
Maximum management fee	3%
Actual management fee	3%
Performance fee	25% over reference rate**
Sub-fund Manager	Ryszard Rusak
Net asset value	18.74 mln PLN
Value of participation unit	108.95 PLN
Bank account numbers	59 1880 0009 0000 0013 0023 7004

**reference rate - 2 x 1 year WIBID

Investor profile

The sub-fund is addressed to investors who:

- intend to invest in the sub-fund investing in stocks of companies from Central and Eastern Europe.
- accept very high investment risk.
- whose investment horizon is at least 5 years.

10 biggest positions

ASELSAN ELEKTRONIK SANAYI	ISIN: TRAASELS91H2	9.02%
POLYUS PJSC-REG S-GDR	ISIN: US73181M1172	6.43%
LUKOIL PJSC	ISIN: US69343P1057	5.87%
YANDEX NV	ISIN: NL0009805522	5.31%
TEN SQUARE GAMES SA	ISIN: PLTSQGM00016	5.16%
SBERBANK-SPONSORED ADR	ISIN: US80585Y3080	4.71%
MMC NORILSK NICKEL PJSC-ADR	ISIN: US55315J1025	4.42%
RICHTER GEDEON NYRT	ISIN: HU0000123096	4.28%
GAZPROM OAO-SPON ADR	ISIN: US3682872078	3.92%
11 BIT STUDIOS SA	ISIN: PL11BTS00015	3.82%

Risk measures (for 12 months)

Beta to WIG	0.90
Sharpe's ratio	-0.57
Standard deviation	23.94%

Dictionary

Beta to WIG – this ratio shows the relation between changes in the value of a fund unit and changes in the WIG index. Beta of 1 means that changes in the value of a fund unit are the same as changes in the WIG index. Beta below 1 means that a growth (decrease) in the benchmark by 1% is usually connected with a growth (decrease) in the value of the WIG index by less than 1%. Beta over 1 means that a growth (decrease) in the WIG index by 1% is usually connected with a growth (decrease) in the value of a fund unit by more than 1%.

Sharpe's ratio – this ratio shows the profitability of risk borne by the fund compared to safe investments (e.g. treasury bonds). The higher the Sharpe's ratio, the lower the risk at which the return of the fund is generated compared to safe investments.

Standard deviation – this ratio shows how risky the given fund is. The higher the ratio, the more volatile the price of a fund unit. This ratio is used to compare the risk of funds with a similar profile (e.g. equity funds).

This material is distributed to advertise or promote services provided by Generali Investments TFI S.A.

Presented financial information concerns the indicated period in the past and does not constitute a guarantee of achievement of similar results in the future. The result presented does not include front-load fees associated with investing in a given sub-fund or taxes. Front-load fees and applicable taxes may be deducted from the result.

The Generali Euro sub-fund is denominated in EUR. Incoming and outgoing payments by way of purchase or sale of participation units in the sub-fund are made in EUR. In the event a participant intends to obtain investment returns in a currency other than EUR, the participant must take into account the fact that any returns may increase or decrease as a result of currency fluctuations.

The Generali Dolar sub-fund is denominated in USD. Incoming and outgoing payments by way of purchase or sale of participation units in the sub-fund are made in USD. In the event a participant intends to obtain investment returns in a currency other than USD, the participant must take into account the fact that any returns may increase or decrease as a result of currency fluctuations.

No guarantee of achievement of the objectives of the investment funds; there is a possibility of a decrease in value, including the loss of a part of the invested funds. A high volatility of the net asset value: **Generali Akcje Małych i Średnich Spółek. Generali Akcje Wzrostu. Generali Akcje: Nowa Europa. Generali Korona Akcje. Generali Korona Zrównoważony. Generali Stabilny Wzrost. Generali Obligacje: Nowa Europa. Generali Akcje: Turcja. Generali Globalnych Akcji Wzrostu w Generali Fundusze^{FIO} oraz Generali Obligacje Aktywne. Generali Obligacje Globalne Rynki Wschodzące. Generali Złota. Generali Euro. Generali Akcji Amerykańskich. Generali Akcji Europejskich in Generali Fundusze^{SFIO}.**

The possibility of the deposit more than 35% of assets of Generali Korona Dochodowy, Generali Korona Obligacje, Generali Stabilny Wzrost, Generali Korona Zrównoważony, Generali Złota, Generali Aktywne Dochodowy, SGB Dłużny, Generali Akcji Europejskich, Generali Akcji Amerykańskich in securities issued or guaranteed by the Polish Treasury or the Polish National Bank, and in the case of Generali Dolar, Generali Obligacje: Nowa Europa, Generali Akcje: Turcja, Generali Globalnych Akcji Wzrostu oraz Generali Oszczędnościowy also in securities issued or guaranteed by: Australia, Austria, Belgium, Bulgaria, Canada, Cyprus, Czech Republic, Denmark, Estonia, Finland, France, Germany, Great Britain, Greece, Hungary, Iceland, Ireland, Italy, Japan, Latvia, Lithuania, Luxembourg, Malta, Mexico, Netherlands, New Zealand, Norway, Poland, Portugal, Romania, Slovakia, Slovenia, South Korea, Spain, Sweden, Switzerland, Turkey, United States of America and the European Investment Bank and World Bank (The International Bank for Reconstruction and Development).

Information prospectuses, Key investor information, information for clients of AIF, tables of fees, information on investment risk and taxes are available through the website: www.generali-investments.pl. Generali Investments TFI S.A. operates under a licence from the Securities and Exchange Commission (currently: Polish Financial Supervision Authority) of 1 June 1995, no. of decision KPW-4073-1\95.

The material is translated into English from the Polish document. In case of any doubts, the Polish version shall prevail.

Any questions?



801 144 144
(+48) 22 449 03 33 (Monday to Friday from 9:00 to 17:00)



tfi@generali-investments.pl

