

# GENERALI SUROWCÓW

## Commodity sub-fund



The sub-fund's investment objective is to achieve a long-term increase in the value of assets as a result of investment value growth. Generali Surowców is a sub-fund which offers exposure to the raw materials sector of the equity market. Generali Surowców invests mainly in units or shares issued by foreign funds or collective investment institutions domiciled abroad whose investment policy assumes the investment of more than 50% of their assets in the raw materials sector of the equity market, also in the stocks of companies operating in such fields as raw materials exploration, production, processing, distribution or sale. In addition, the sub-fund may invest in stocks and other equity instruments. Some of its assets may represent other asset classes listed in the statute. The exchange rate risk is being hedged by transactions in foreign currency derivatives.

On September 1, 2022, the investment policy and the name of the sub-fund changed. Old name of the sub-fund – Generali Akcje: Turcja.

### Sub-fund performance vs. benchmark



1 September 2022  
Investment policy  
change

### Risk level



The presented percentage risk index is based on the Key Investor Information Document. The index is determined based on volatility of the equivalent of the value at risk (which relies on unit's historical prices) resulting from the adopted investment policy, and on the credit risk of the sub-fund. The index value may change. Even the lowest risk category does not mean that a given sub-fund is risk-free. The index does not include e.g.: liquidity risk, currency risk, contracting party risk, operational risk, sustainability risk or financial technique risk. The detailed description of risks associated with investing in a given sub-fund may be found in the prospectus available on [www.generali-investments.pl](http://www.generali-investments.pl).

### Recommended minimal investment horizon:



### Sub-fund performance vs. benchmark\*

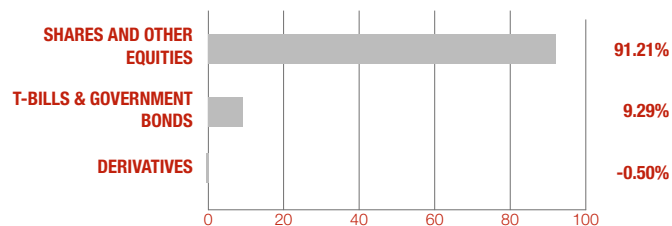
|                              | YTD** | 1 month | 3 months** | 6 months** | 1 year** | 2 years** | 3 years** | 4 years** | 5 years** | 10 years** |
|------------------------------|-------|---------|------------|------------|----------|-----------|-----------|-----------|-----------|------------|
| <b>Generali Surowców (%)</b> | 0.09  | 0.09    | 2.52       | 22.12      | 30.44    | 15.57     | 10.99     | 13.28     | -19.44    | -          |
| Benchmark (%)                | -0.74 | -0.74   | -1.06      | 12.25      | 21.71    | 1.76      | -0.49     | 3.09      | -23.68    | -          |
| Difference                   | 0.83  | 0.83    | 3.57       | 9.86       | 8.73     | 13.81     | 11.48     | 10.19     | 4.24      | -          |

\* Performance of the sub-fund and its benchmark is calculated on the basis of last working days of each month.

Data based on own calculations from January 31, 2023.

\*\* Presented performance of the sub-fund's was achieved during the previously implemented investment policy (which no longer apply).

## Asset allocation

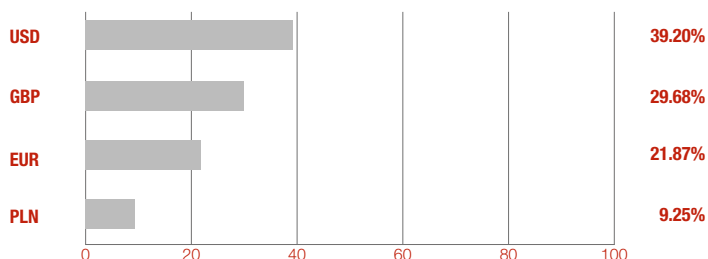


## Benchmark\*\* (from September 01.2022)

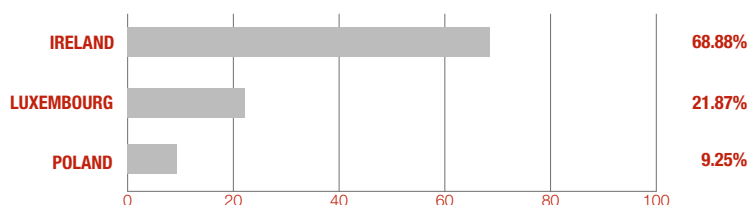
90% Bloomberg Commodity Index + 10% WIBID 1M

\*\* The model portfolio, which is a point of reference to evaluation of fund assets management results.

## Currency structure



## Country risk breakdown



**Marek Straszak**  
Sub-fund Manager

## Sub-fund profile

|   |                                  |
|---|----------------------------------|
| Sub-fund type                                     | Commodity sub-fund               |
| Inception date                                    | 1 September 2022                 |
| Maximum front-load fee according to table of fees | 5%                               |
| Minimal initial payment                           | 100 PLN                          |
| Maximum management fee                            | 2%                               |
| Actual management fee                             | 2%                               |
| Sub-fund Manager                                  | Marek Straszak                   |
| Net asset value                                   | 15.80 mln PLN                    |
| Value of participation unit                       | 56.65 PLN                        |
| Bank account numbers                              | 52 1880 0009 0000 0013 0088 8000 |

## Investor profile

The sub-fund is addressed to investors who:

- intend to invest their funds in a sub-fund investing mainly in instruments offering exposure to the global raw materials sector of the equity market;
- are willing to accept high investment risk; and
- have the investment horizon of at least 5 years.

On September 1, 2022, the investment policy and the name of the sub-fund changed. Old name of the sub-fund – Generali Akcje: Turcja.

## 10 biggest positions

|   |                    |        |
|---|--------------------|--------|
| UBS ETF BLOOMBERG COMMODITY CMCI USD FCP UCITS                          | ISIN: IE00BYYLH00  | 18.70% |
| ISHARES DIVERSIFIED COMMODITY SWAP UCITS ETF                            | ISIN: IE00BDFL4P12 | 18.58% |
| INVESCO BLOOMBERG COMMODITY UCITS ETF                                   | ISIN: IE00BD6FTQ80 | 18.57% |
| LYXOR COMMODITIES REFINITIV/CORECOMMODITY CRB TR UCITS ETF - ACT        | ISIN: LU1829218749 | 10.63% |
| XTRACKERS BLOOMBERG COMMODITY EX-AGRICULTURE & LIVESTOCK SWAP UCITS ETF | ISIN: LU0460391732 | 10.17% |
| ISHARES BLOOMBERG ENHANCED ROLL YIELD COMMODITY SWAP UCITS ETF          | ISIN: IE00BZ1NCS44 | 9.65%  |
| WZ0528  | ISIN: PL0000110383 | 8.79%  |

## Risk measures (for 12 months)

|                    |        |
|--------------------|--------|
| Beta to benchmark  | 1.02   |
| Beta to WIG        | -0.19  |
| Information ratio  | 1.54   |
| Tracking error     | 5.65%  |
| Sharpe's ratio     | 0.88   |
| Standard deviation | 28.34% |

## Dictionary

**Beta to benchmark** – this ratio shows the relation between changes in the value of a fund unit and the benchmark. Beta of 1 means that changes in the value of a fund unit are the same as of the benchmark, which suggests that the composition of instruments in the fund is the same as the composition of instruments in the benchmark. Beta below 1 means that a growth (decrease) in the benchmark by 1% is usually connected with a growth (decrease) in the value of a fund unit by less than 1%. Beta over 1 means that a growth (decrease) in the benchmark by 1% is usually connected with a growth (decrease) in the value of a fund unit by more than 1%.

**Beta to WIG** – this ratio shows the relation between changes in the value of a fund unit and changes in the WIG index. Beta of 1 means that changes in the value of a fund unit are the same as changes in the WIG index. Beta below 1 means that a growth (decrease) in the benchmark by 1% is usually connected with a growth (decrease) in the value of the WIG index by less than 1%. Beta over 1 means that a growth (decrease) in the WIG index by 1% is usually connected with a growth (decrease) in the value of a fund unit by more than 1%.

**Information ratio** – this ratio shows the profitability of risk borne by the fund compared to its benchmark. The higher the information ratio, the lower the risk at which the return of the fund is generated compared to the benchmark. The fund with the information ratio over 0.3 is considered as effectively managed.

**Tracking error** – this ratio shows how risky the given fund is compared to its benchmark. The higher the ratio, the more aggressively is the fund managed compared to its benchmark. The ratio is used to compare the risk of funds with a similar profile (e.g. equity funds).

**Sharpe's ratio** – this ratio shows the profitability of risk borne by the fund compared to safe investments (e.g. treasury bonds). The higher the Sharpe's ratio, the lower the risk at which the return of the fund is generated compared to safe investments.

**Standard deviation** – this ratio shows how risky the given fund is. The higher the ratio, the more volatile the price of a fund unit. This ratio is used to compare the risk of funds with a similar profile (e.g. equity funds).

On September 1, 2022, the investment policy and the name of the sub-fund changed. Old name of the sub-fund – Generali Akcje: Turcja.

## LEGAL NOTICE

Generali Investments Towarzystwo Funduszy Inwestycyjnych S.A. (the "Company") operates under decision of the Securities and Exchange Commission (currently: Polish Financial Supervision Authority) of 1 June 1995, decision no. KPW-4073-1\95 and provides agency services in respect of sale and repurchase of fund units. The Company has its registered office in Warsaw at the following address: ul. Senatorska 18, 00-082 Warszawa, and it has been entered in the register of entrepreneurs kept by the Register Court for the capital city of Warsaw, 12th Commercial Division, under KRS number: 50329, tax identification number (NIP): 527-10-24-937, share capital: PLN 21,687,900.00 (paid up in full).

The information provided herein is for marketing, promotional, and general informational purposes only and it does not constitute an agreement or information required by law. The information provided herein is not sufficient to make an investment decision and assess risks associated with investing in mutual funds. Before making final investment decisions, please first read the Key Information Document (KID) or the Alternative Investment Fund Client Information Document, and the Prospectus to learn more about the investment policy, risk factors, investment fund unit disposal, unit holder rights, fund fees, and applicable taxes. You may find them in our office or on our website: [www.generali-investments.pl](https://www.generali-investments.pl). Navigate to "documents": <https://www.generali-investments.pl/contents/pl/klient-indywidualny/dokumenty>, and then go to one of the following tabs: "Funds' Prospectuses," "KID," "Documents and Terms and Conditions." All documents are in Polish. Individual sub-funds' investment risks are described in sections "Description of risks associated with investing in Sub-fund Units, including risks pertaining to the adopted investment policy of the Sub-fund," and "Description of investment risks associated with holding units in a Sub-fund." Unit holders' rights are specified in the Prospectus in section "Concise description of Unit Holders' rights."

Neither the Company nor the investment funds guarantee that investment goals will be achieved. By investing in mutual funds, you purchase units (shares in these investment funds) and not the underlying assets invested by the fund. No investment is risk-free. Unit holders need to be prepared for a possible decrease in or a loss of money invested. The individual return on investment is not the same as the sub-fund's investment performance and it depends on the value of the unit at the time of its sale and repurchase by the fund, as well as on fund fees and taxes applicable to the income earned on the investment. Taxation depends on the client's situation and it may change in the future. The presented financial information relates to a specific past period and the results achieved in the past do not guarantee returns on future investments. The result will differ depending on the market situation and period for which the investment is held. The presented results are exclusive of a given sub-fund's fees and taxes.

The information provided herein does not represent an offer as defined in Article 66 of the Polish Civil Code, an investment advisory service or a recommendation on financial instruments, and it does not constitute information recommending or suggesting an investment strategy or an investment recommendation referred to in Articles 3(1)(34) and 3(1)(35) of Regulation (EU) No. 596/2014 of the European Parliament and of the Council on market abuse.

Depending on the adopted investment policy, sub-funds may invest assets in securities, money market instruments, and other investment categories; additionally, given the composition of the portfolio and the adopted management strategy, the unit value may be subject to moderate, high or very high volatility. High volatility of the net asset value of: **Generali Akcje Małych i Średnich Spółek, Generali Akcje Value, Generali Akcji Rynków Wschodzących, Generali Korona Akcje, Generali Korona Zrównoważony, Generali Stabilny Wzrost, Generali Surowców, Generali Akcji: Megatrendy in Generali Fundusze<sup>FIO</sup> and Generali Obligacje Aktywne, Generali Obligacje Globalne Rynki Wschodzące, Generali Złota, Generali Euro, Generali Akcji Amerykańskich, Generali Akcji Europejskich, Generali Akcji Ekologicznych in Generali Fundusze<sup>SFO</sup>.**

There is a possibility to invest more than 35% of the asset value of Generali Korona Dochodowy, Generali Akcji: Megatrendy, Generali Korona Obligacje, Generali Stabilny Wzrost, Generali Korona Zrównoważony, Generali Złota, Generali Aktywne Dochodowy, SGB Dłużny, Generali Akcji Europejskich, Generali Akcji Amerykańskich in securities issued, backed or guaranteed by the Polish Treasury or the National Bank of Poland, and in the case of Generali Dolar, Generali Konserwatywny, Generali Surowców, Generali Akcji: Megatrendy and Generali Oszczędnościowy also in securities issued, backed or guaranteed by: Australia, Austria, Belgium, Bulgaria, Canada, Cyprus, Czech Republic, Denmark, Estonia, Finland, France, Germany, Great Britain, Greece, Hungary, Ireland, Iceland, Italy, Japan, Latvia, Lithuania, Luxembourg, Malta, Mexico, the Netherlands, New Zealand, Norway, Poland, Portugal, Romania, Slovakia, Slovenia, South Korea, Spain, Sweden, Switzerland, Turkey, United States of America, and the European Investment Bank and the World Bank (the International Bank for Reconstruction and Development).

The document has been prepared by the Company with due diligence and to the best of its knowledge, and it is based on the author's opinion as at the publication date and then applicable legal, tax and factual situation; the document may be amended without prior notice. Own and publicly available sources were used as references ([www.generali-investments.pl](https://www.generali-investments.pl)). The Company assumes no liability for any adverse effects the use of the content hereof might have. The Company is the sole owner of any copyrights hereto. This document, or any part hereof, may not be copied, published or otherwise disseminated without the Company's prior consent.

This document was prepared as at 30 December 2022 and it shall be effective until updated.

## Any questions?



(+48) 22 588 18 51 (Monday to Friday from 9:00 to 17:00)



[tfi@generali.pl](mailto:tfi@generali.pl)

