



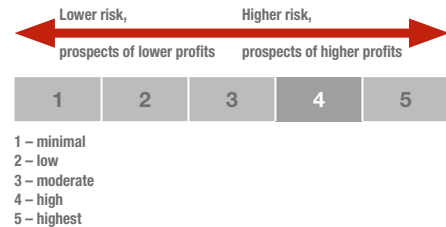
# GENERALI AKCJE SELEKTYWNY GLOBALNY

Equity sub-fund



The investment purpose of the sub-fund is long-term increase in value of its assets as a result of increase in value of deposits. The fund achieves the investment objective of the sub-fund by investing no less than 70% of the sub-fund assets in participation units of the fund Uninstitutional Global High Dividend Equities managed by Union Investment Luxembourg S.A. The sub-fund, however, does not reflect directly the investment results of Uninstitutional Global High Dividend Equities.

### Sub-fund performance vs. benchmark



Recommended minimal investment horizon:

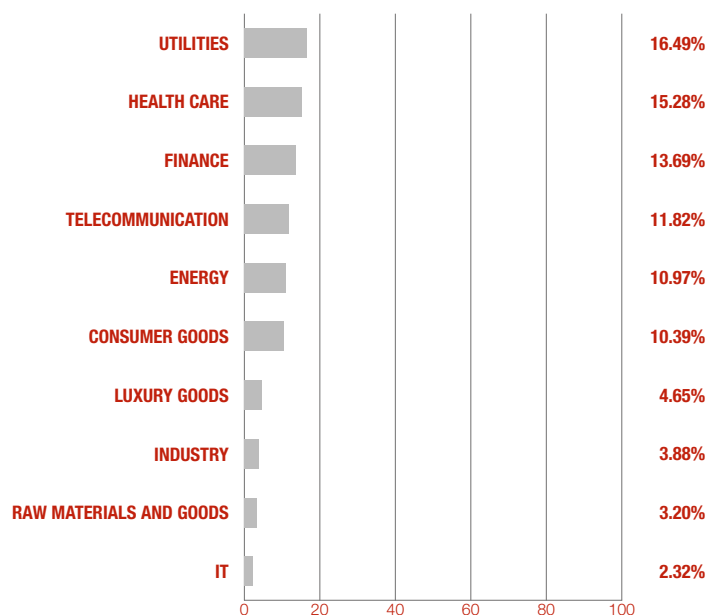


### Sub-fund performance\*

	1 month	3 months	6 months	1 year	2 years	5 years	10 years
Generali Akcje Selektywny Globalny (%)	0.02	1.06	3.31	12.58	11.23	-	-

\* Performance of the sub-fund is calculated on the basis of last working days of each month.  
Data based on own calculations from October 31, 2019.

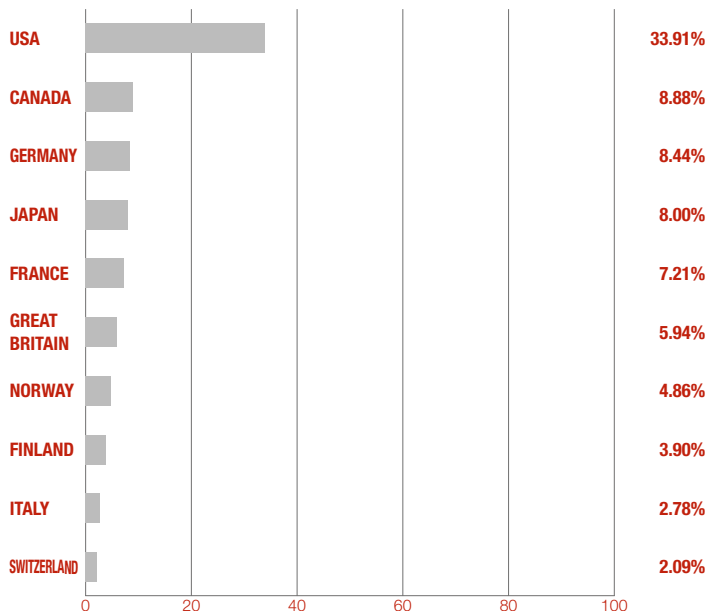
## Sector allocation of equity portfolio



## Currency structure



## Geographical allocation of equity portfolio



**Marek Straszak**  
Sub-fund Manager

## Sub-fund profile

<b>Master Fund</b>	Uninstitutional Global High Dividend Equities 20-50% UniFavorit Aktien 20-50%
<b>Master Fund type</b>	Equity sub-fund
<b>Date of first fund pricing</b>	1 October 2015
<b>Maximum front-load fee according to table of fees</b>	5%
<b>Minimal initial payment</b>	1,000 PLN
<b>Minimal next payments</b>	1,000 PLN
<b>Maximum management fee</b>	3.5%
<b>Actual management fee</b>	2.95%
<b>Sub-fund Manager</b>	Marek Straszak
<b>Net asset value</b>	12.51 mln PLN
<b>Value of participation unit</b>	124.34 PLN
<b>Bank account numbers</b>	29 1880 0009 0000 0013 0105 7000

## Investor profile

### The sub-fund is addressed to investors, who:

- want to benefit from investing in participation units of Uninstitutional Global High Dividend Equities which invests in dividend paying companies,
- have at least 5 years investment horizon,
- understand the sub-fund's high investment risk.



## 10 biggest positions

GALAXOSMITHKLINE PLC.	ISIN: GB0009252882	2.95%
BCE INC.	ISIN :CA05534B7604	2.79%
BRISTOL-MYERS SQUIBB CO.	ISIN: US1101221083	2.66%
COCA-COLA CO.	ISIN :US1912161007	2.55%
THE PROCTER & GAMBLE CO.	ISIN: US7427181091	2.51%
JOHNSON & JOHNSON	ISIN: US4781601046	2.46%
TRANSCANADA CORPORATION	ISIN: CA87807B1076	2.45%
WEC ENERGY GROUP INC.	ISIN: US92939U1060	2.38%
NEXTERA ENERGY INC.	ISIN: US65339F1012	2.38%
MERCK & CO. INC.	ISIN: US58933Y1055	2.36%

## Risk measures (for 12 months)

Beta to WIG	0.60
Sharpe's ratio	0.82
Standard deviation	13.66%

## Dictionary

**Beta to WIG** – this ratio shows the relation between changes in the value of a fund unit and changes in the WIG index. Beta of 1 means that changes in the value of a fund unit are the same as changes in the WIG index. Beta below 1 means that a growth (decrease) in the benchmark by 1% is usually connected with a growth (decrease) in the value of the WIG index by less than 1%. Beta over 1 means that a growth (decrease) in the WIG index by 1% is usually connected with a growth (decrease) in the value of a fund unit by more than 1%.

**Sharpe's ratio** – this ratio shows the profitability of risk borne by the fund compared to safe investments (e.g. treasury bonds). The higher the Sharpe's ratio, the lower the risk at which the return of the fund is generated compared to safe investments.

**Standard deviation** – this ratio shows how risky the given fund is. The higher the ratio, the more volatile the price of a fund unit. This ratio is used to compare the risk of funds with a similar profile (e.g. equity funds).

This material is distributed to advertise or promote services provided by Generali Investments TFI S.A.

Presented financial information concerns the indicated period in the past and does not constitute a guarantee of achievement of similar results in the future. The result presented does not include front-load fees associated with investing in a given sub-fund or taxes. Front-load fees and applicable taxes may be deducted from the result.

The Generali Euro sub-fund is denominated in EUR. Incoming and outgoing payments by way of purchase or sale of participation units in the sub-fund are made in EUR. In the event a participant intends to obtain investment returns in a currency other than EUR, the participant must take into account the fact that any returns may increase or decrease as a result of currency fluctuations.

The Generali Dolar sub-fund is denominated in USD. Incoming and outgoing payments by way of purchase or sale of participation units in the sub-fund are made in USD. In the event a participant intends to obtain investment returns in a currency other than USD, the participant must take into account the fact that any returns may increase or decrease as a result of currency fluctuations.

No guarantee of achievement of the objectives of the investment funds; there is a possibility of a decrease in value, including the loss of a part of the invested funds.

**A high volatility of the net asset value: Generali Akcje Małych i Średnich Spółek, Generali Akcje Wzrostu, Generali Akcje: Nowa Europa, Generali Korona Akcje, Generali Korona Zrównoważony, Generali Stabilny Wzrost, Generali Obligacje: Nowa Europa, Generali Akcje: Turcja, Generali Akcje Dywidendowy in Generali Fundusze<sup>FIO</sup> and Generali Obligacje Aktywny, Generali Obligacje Globalne Rynki Wschodzące, Generali Akcje: Daleki Wschód, Generali Euro, Generali Akcje Biopharma, Generali Akcje Selektywny Globalny, Generali Zagraniczny in Generali Fundusze<sup>FIO</sup>.**

The possibility of the deposit more than 35% of assets of Generali Korona Dochodowy, Generali Korona Obligacje, Generali Stabilny Wzrost, Generali Korona Zrównoważony, Generali Akcje: Daleki Wschód, Generali Aktywny Dochodowy, Generali Zagraniczny, SGB Dłużny, Generali Aktywa Polskie in securities issued or guaranteed by the Polish Treasury or the Polish National Bank, and in the case of Generali Dolar, Generali Obligacje: Nowa Europa, Generali Akcje: Turcja, Generali Akcje Dywidendowy and Generali Oszczędnościowy also in securities issued or guaranteed by: Australia, Austria, Belgium, Bulgaria, Canada, Cyprus, Czech Republic, Denmark, Estonia, Finland, France, Germany, Great Britain, Greece, Hungary, Iceland, Ireland, Italy, Japan, Latvia, Lithuania, Luxembourg, Malta, Mexico, Netherlands, New Zealand, Norway, Poland, Portugal, Romania, Slovakia, Slovenia, South Korea, Spain, Sweden, Switzerland, Turkey, United States of America and the European Investment Bank and World Bank (The International Bank for Reconstruction and Development).

Information prospectuses, Key investor information, information for clients of AIF, tables of fees, information on investment risk and taxes are available through the website: [www.generali-investments.pl](http://www.generali-investments.pl).

Generali Investments TFI S.A. operates under a licence from the Securities and Exchange Commission (currently: Polish Financial Supervision Authority) of 1 June 1995, no. of decision KPW-4073-1\95.

## Any questions?



801 144 144  
(+48) 22 449 03 33 (Monday to Friday from 8:00 to 18:00)



[tfi@generali-investments.pl](mailto:tfi@generali-investments.pl)

