

# GENERALI AKCJI EUROPEJSKICH

## Equity sub-fund



Generali Akcji Europejskich invests mainly in shares of companies listed on stock exchanges of developed European countries. The subfund's portfolio includes primarily shares of enterprises with a stable and well-established market position, operating in various attractive and often very technologically advanced sectors, that cannot be found on other markets. The currency risk of the subfund is hedged.

In addition to shares, the subfund may also invest in subscription warrants, rights to shares, subscription rights, depository receipts. Shares and other equity securities in the subfund's assets should constitute at least 60%. The remaining assets may consist of other categories of investments listed in the fund statute, in particular debt securities and money market instruments. The subfund's investments in shares and other securities are made primarily on the basis of a fundamental analysis. In particular, in the case of equity securities, the basic criterion is the determination of market or technological advantage and the quality of business management.

On January 11, 2020, the investment policy and the name of the fund changed. Old name of the fund – Generali Akcje Biopharma.

### Sub-fund performance



← Lower risk, prospects of lower profits | Higher risk, prospects of higher profits →



1 – minimal  
2 – low  
3 – moderate  
4 – high  
5 – highest

The Risk Profile in this document is not the same as the Profit and Risk Profile indicated in the Key Investor Information Document (KIID) due to the fact that it is not based only on historical data, but takes into account additional significant risks and circumstances that affect the behavior of the Subfund. The final level of risk is the result of analysis in accordance with the model adopted by the Company, in which we assess and communicate in detail all elements that may affect the risk associated with the investment.

**Recommended minimal investment horizon:**

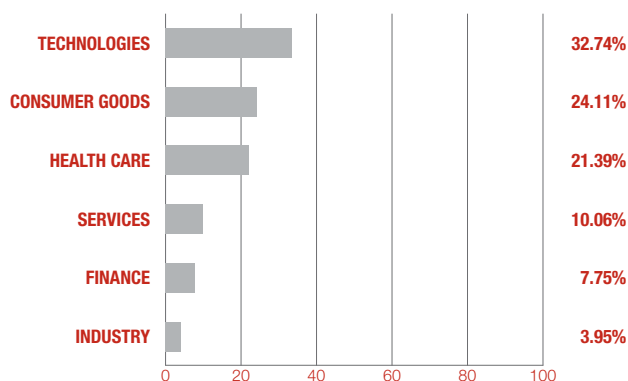


### Sub-fund performance\*

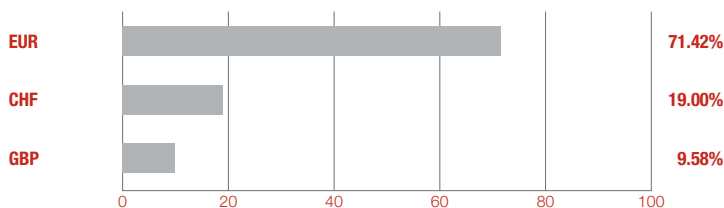
	1 month	3 months	6 months	1 year	2 years	5 years	10 years
<b>Generali Akcji Europejskich (%)</b>	8.05	-10.03	-4.35	2.14	14.30	-	-

\* Performance of the sub-fund is calculated on the basis of last working days of each month.  
Data based on own calculations from April 30, 2020.

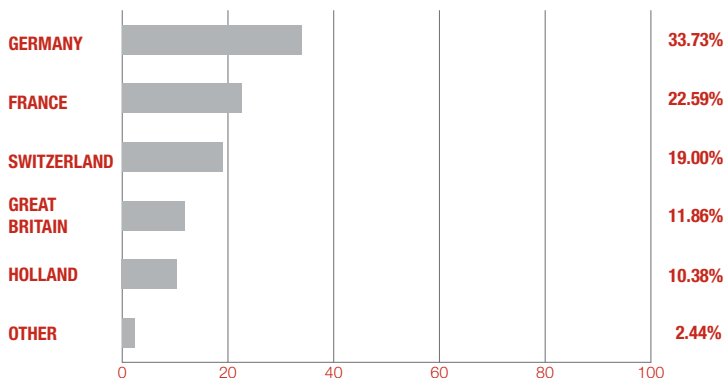
## Asset allocation



## Currency structure



## Geographical allocation of equity portfolio



**Adam Woźny**  
Sub-fund Manager

The European stock market is often underestimated by investors, who see it through the prism of the region's macroeconomic indicators. However, when you pay attention to the wealth of fundamentally strong companies from sectors that are not present on other markets and the

fact that they often benefit from outside the European region, you will see a multitude of investment opportunities that are hard to find on other markets.

## Sub-fund profile

Sub-fund type	equity sub-fund
Inception date	11 January 2020
Maximum front-load fee according to table of fees	5%
Minimal initial payment	100 PLN
Minimal next payments	100 PLN
Maximum management fee	3%
Actual management fee	3%
Sub-fund Manager	Adam Woźny
Net asset value	7.41 mln PLN
Value of participation unit	117.16 PLN
Bank account numbers	97 1880 0009 0000 0013 0105 5000

## Investor profile

The sub-fund is addressed to investors, who:

- are interested in investing in equities listed mainly in Europe,
- plan to diversify their portfolio of funds with subfunds investing outside Poland,
- have at least a 5-year investment horizon,
- accept high risk level associated with investing in shares.

This is not a sub-fund for investors, who:

- aim to achieve a guaranteed profit,
- do not accept fluctuations in the value of investments in short term,
- have a short term investment horizon.

On January 11, 2020, the investment policy and the name of the fund changed. Old name of the fund – Generali Akcje Biopharma.

## 10 biggest positions

ROCHE HOLDING AG	ISIN: CH0012032048	4.26%
LVMH MOET HENNESSY LOUIS VUITT	ISIN: FR0000121014	3.91%
ASML HOLDING NV	ISIN: NL0010273215	3.84%
STMICROELECTRONICS NV	ISIN: NL0000226223	3.67%
UBISOFT ENTERTAINMENT SA	ISIN: FR0000054470	3.61%
INFINEON TECHNOLOGIES AG	ISIN: DE0006231004	3.33%
NESTLE SA	ISIN: CH0038863350	3.23%
CREDIT SUISSE GROUP AG	ISIN: CH0012138530	3.09%
LOGITECH INTERNATIONAL SA	ISIN: CH0025751329	2.93%
ALLIANZ SE-REG	ISIN: DE0008404005	2.92%

## Risk measures (for 12 months)

Beta to WIG	0.62
Sharpe's ratio	0.05
Standard deviation	17.56%

## Dictionary

**Beta to WIG** – this ratio shows the relation between changes in the value of a fund unit and changes in the WIG index. Beta of 1 means that changes in the value of a fund unit are the same as changes in the WIG index. Beta below 1 means that a growth (decrease) in the benchmark by 1% is usually connected with a growth (decrease) in the value of the WIG index by less than 1%. Beta over 1 means that a growth (decrease) in the WIG index by 1% is usually connected with a growth (decrease) in the value of a fund unit by more than 1%.

**Sharpe's ratio** – this ratio shows the profitability of risk borne by the fund compared to safe investments (e.g. treasury bonds). The higher the Sharpe's ratio, the lower the risk at which the return of the fund is generated compared to safe investments.

**Standard deviation** – this ratio shows how risky the given fund is. The higher the ratio, the more volatile the price of a fund unit. This ratio is used to compare the risk of funds with a similar profile (e.g. equity funds).

**On January 11, 2020, the investment policy and the name of the fund changed. Old name of the fund – Generali Akcje Biopharma.**

This material is distributed to advertise or promote services provided by Generali Investments TFI S.A.

Presented financial information concerns the indicated period in the past and does not constitute a guarantee of achievement of similar results in the future. The result presented does not include front-load fees associated with investing in a given sub-fund or taxes. Front-load fees and applicable taxes may be deducted from the result.

The Generali Euro sub-fund is denominated in EUR. Incoming and outgoing payments by way of purchase or sale of participation units in the sub-fund are made in EUR. In the event a participant intends to obtain investment returns in a currency other than EUR, the participant must take into account the fact that any returns may increase or decrease as a result of currency fluctuations.

The Generali Dolar sub-fund is denominated in USD. Incoming and outgoing payments by way of purchase or sale of participation units in the sub-fund are made in USD. In the event a participant intends to obtain investment returns in a currency other than USD, the participant must take into account the fact that any returns may increase or decrease as a result of currency fluctuations.

No guarantee of achievement of the objectives of the investment funds; there is a possibility of a decrease in value, including the loss of a part of the invested funds. A high volatility of the net asset value: **Generali Akcje Małych i Średnich Spółek, Generali Akcje Wzrostu, Generali Akcje: Nowa Europa, Generali Korona Akcje, Generali Korona Zrównoważony, Generali Stabilny Wzrost, Generali Obligacje: Nowa Europa, Generali Akcje: Turcja, Generali Globalnych Akcji Wzrostu w Generali Fundusze<sup>FIO</sup> oraz Generali Obligacje Aktywne, Generali Obligacje Globalne Rynki Wschodzące, Generali Złota, Generali Euro, Generali Akcji Amerykańskich, Generali Akcji Europejskich in Generali Fundusze<sup>SFIO</sup>.**

The possibility of the deposit more than 35% of assets of Generali Korona Dochodowy, Generali Korona Obligacje, Generali Stabilny Wzrost, Generali Korona Zrównoważony, Generali Złota, Generali Aktywne Dochodowy, SGB Dłużny, Generali Akcji Europejskich, Generali Akcji Amerykańskich in securities issued or guaranteed by the Polish Treasury or the Polish National Bank, and in the case of Generali Dolar, Generali Obligacje: Nowa Europa, Generali Akcje: Turcja, Generali Globalnych Akcji Wzrostu oraz Generali Oszczędnościowy also in securities issued or guaranteed by: Australia, Austria, Belgium, Bulgaria, Canada, Cyprus, Czech Republic, Denmark, Estonia, Finland, France, Germany, Great Britain, Greece, Hungary, Iceland, Ireland, Italy, Japan, Latvia, Lithuania, Luxembourg, Malta, Mexico, Netherlands, New Zealand, Norway, Poland, Portugal, Romania, Slovakia, Slovenia, South Korea, Spain, Sweden, Switzerland, Turkey, United States of America and the European Investment Bank and World Bank (The International Bank for Reconstruction and Development).

Information prospectuses, Key investor information, information for clients of AIF, tables of fees, information on investment risk and taxes are available through the website: [www.generali-investments.pl](http://www.generali-investments.pl). Generali Investments TFI S.A. operates under a licence from the Securities and Exchange Commission (currently: Polish Financial Supervision Authority) of 1 June 1995, no. of decision KPW-4073-1\95.

## Any questions?



801 144 144  
(+48) 22 449 03 33 (Monday to Friday from 9:00 to 17:00)



[tfi@generali-investments.pl](mailto:tfi@generali-investments.pl)

